

UriSponge™

Advanced active device for urine collection, transport, and preservation





Copan UriSponge™ - Urine Collection, Transport and Preservation System is intended for the collection, transport and preservation of urine specimens from the collection site to the testing laboratory.

In the laboratory, UriSponge™ specimens are processed using standard clinical laboratory operating procedures for the cultivation of uropathogenic bacteria and yeasts.

IVDR

Boric acid free

M40 - A2 compliant



Boric acid free

The UriSponge™ new preservation formula is boric acid-free, assuring the same performance but without boric acid-related handling and logistic troubles.



Effective

The sponge rapidly adsorbs the correct amount of urine, ensuring the perfect ratio between urine and preservatives.



Secure

Compact and leak-proof device for a safe and cost-effective shipment.



Sustainable

UriSponge™ does not contain any dangerous chemicals for humans or the environment. No need of extra plastics for liquid transfer.



Ready to use

In the lab, UriSponge™ can be used as it is, without cumbersome urine transfer to other tubes or the use of vacuum devices.



Standardized workflow

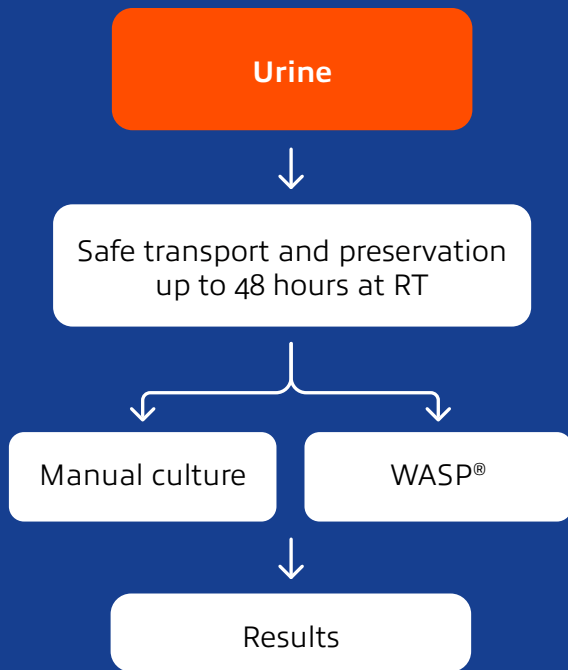
UriSponge™ grants optimized manual or automated processing of up to 2.5 ml of urine to fit standard urine culture procedures.



Compliant

UriSponge™ complies with the latest M40 and IVDR regulations.






Laboratory

Handling & processing

Thanks to its compact design, UriSponge™ can either be loaded directly on your WASP® for automated streaking or manually centrifuged for manual plating. Urine collected in UriSponge™ can be stored at room temperature up to 48 hours with zero-risk of overgrowth or overkill during transport.



WASP®

Walk-Away Specimen Processor™

Copan WASP® is a truly revolutionary instrument of specimen processing for Microbiology. WASP® provides a comprehensive system encompassing all aspects of automated specimen processing, planting and streaking, Gram slide preparation, and enrichment broth inoculation.

UriSponge™ is the ideal urine collection device for WASP® processing!

Preservation

The performance you need!

The new UriSponge™ guarantees performances superior to devices based on boric acid and a far superior ability to assure the preservation of urine for culture application. Samples can be stored for up to 48 hours at room temperature.

Organism	Log bacterial count difference at 48h vs T0*	
	UriSponge™	Commercial boric acid-based vacuum tube
GRAM -		
<i>E. coli</i> (ATCC®25922)	-0,15	0,28
<i>E. cloacae</i> (ATCC®13047)	-0,18	0,38
<i>P. mirabilis</i> (ATCC® 7002)	-0,25	0,46
<i>C. freundii</i> (ATCC® 8090)	-0,26	0,12
<i>K. pneumoniae</i> (ATCC® 700-603)	-0,28	1,29
<i>P. aeruginosa</i> (ATCC® 27853)	-0,76	-0,46
GRAM +		
<i>E. faecalis</i> (ATCC® 29212)	0,12	0,41
<i>S. saprophyticus</i> (ATCC® 15305)	-0,19	0,02
YEAST		
<i>C. glabrata</i> (ATCC® 15126)	0,02	-2,48
<i>C. albicans</i> (ATCC® 24433)	0,35	-0,30
CLINICAL ISOLATED STRAIN		
<i>E. faecalis</i> (clinical strain)	0,00	1,02
<i>E. coli</i> (clinical strain)	-0,31	0,54
<i>P. rettgeri</i> (clinical strain)	-0,30	0,35
<i>M. morgani</i> (clinical strain)	0,02	0,14

*Results generated by Copan following the CLSI M40-A2 guideline.

Differences between log-based results of bacterial recovery of urine were preserved for 48 hours at 20-25 °C with UriSponge and with a commercial boric acid-based vacuum tube.

Values in red are out of the acceptance criteria for sample preservation, accordingly to the CLSI M40-A2 guideline.

Fields of application

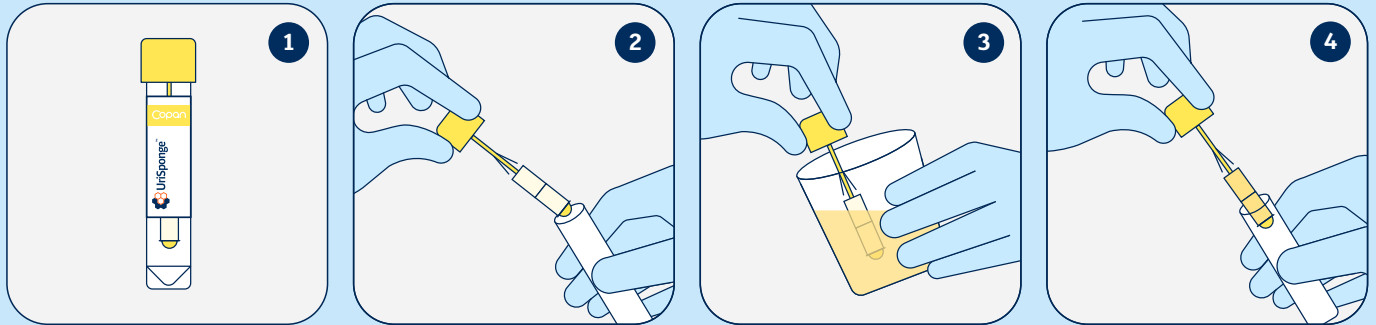
Preanalytics made different



UTI

How to use

Practical and reliable collection



Formula

Free from boric acid

Boric acid is widely used to preserve urine for culture application¹.

Nonetheless, **boric acid is included in the Candidate List of substances of very high concern due to its toxicity for reproduction²**. This inclusion poses both a health concern and an apprehension for boric acid and devices for urine preservation based on this chemical future availability on the market.

By eliminating boric acid from the UriSponge™ preservatives formula, we introduced many advantages that translate into cost savings operational efficiency, and environmental sustainability. This streamlined logistics chain ensures smoother operations and faster delivery times, **benefitting both suppliers and end-users.**

All this while maintaining UriSponge™ 's viability preservation top performance.



Ordering information

<i>Cat. N.</i>	<i>Description</i>	<i>Pack size</i>	<i>Sample*</i>
802CE.A	UriSponge™ in tube 	300 pieces (6 boxes of 50 pieces)	Urine
803CE.A	UriSponge™ in tube 	300 pieces (6 boxes of 50 pieces)	Urine

*Suggested table. Please refer to your GLP procedures to choose the most appropriate device for the specific sampling site

Scientific references

All the studies we cited in this product focus are listed here.

1. Effectiveness of Preanalytic Practices on Contamination and Diagnostic Accuracy of Urine Cultures: a Laboratory Medicine Best Practices Systematic Review and Meta-analysis Mark T. LaRocco, Jacob Franek, Elizabeth K. Leibach, Alice S. Weissfeld, Colleen S. Kraft, Robert L. Sautter, Vickie Baselski, Debra Rodahl, Edward J. Peterson, Nancy E. Cornish DOI: <https://doi.org/10.1128/cmr.00030-15>
2. <https://echa.europa.eu/candidate-list-table/-/dislist/details/obo236e1807d9b69>



This document may contain product information otherwise not accessible or valid in your country. Please be aware that Copan Italia S.p.A. does take any responsibility for accessing such information which may not comply with any valid legal process, regulation, registration or usage in the country of your origin. Product clearance and availability restrictions may apply in some Countries. Please refer to Copan website (www.copangroup.com) to view and/or download the most recent version of the brochure. This document is mainly intended for marketing purposes, always consult product insert for complete information. The use of this product in association with diagnostic kits or instrumentation should be internally validated by the user. ©2024 Copan Italia. All rights reserved. The trademarks mentioned herein are property of Copan Italia S.p.A.
Code: JMKPF024R01.EN



@copangroup

Copan Italia s.p.a.
Via Francesco Perotti 10,
25125 Brescia, Italy

t | f +030 2687211
@ | info@copangroup.com
www.copangroup.com